NO

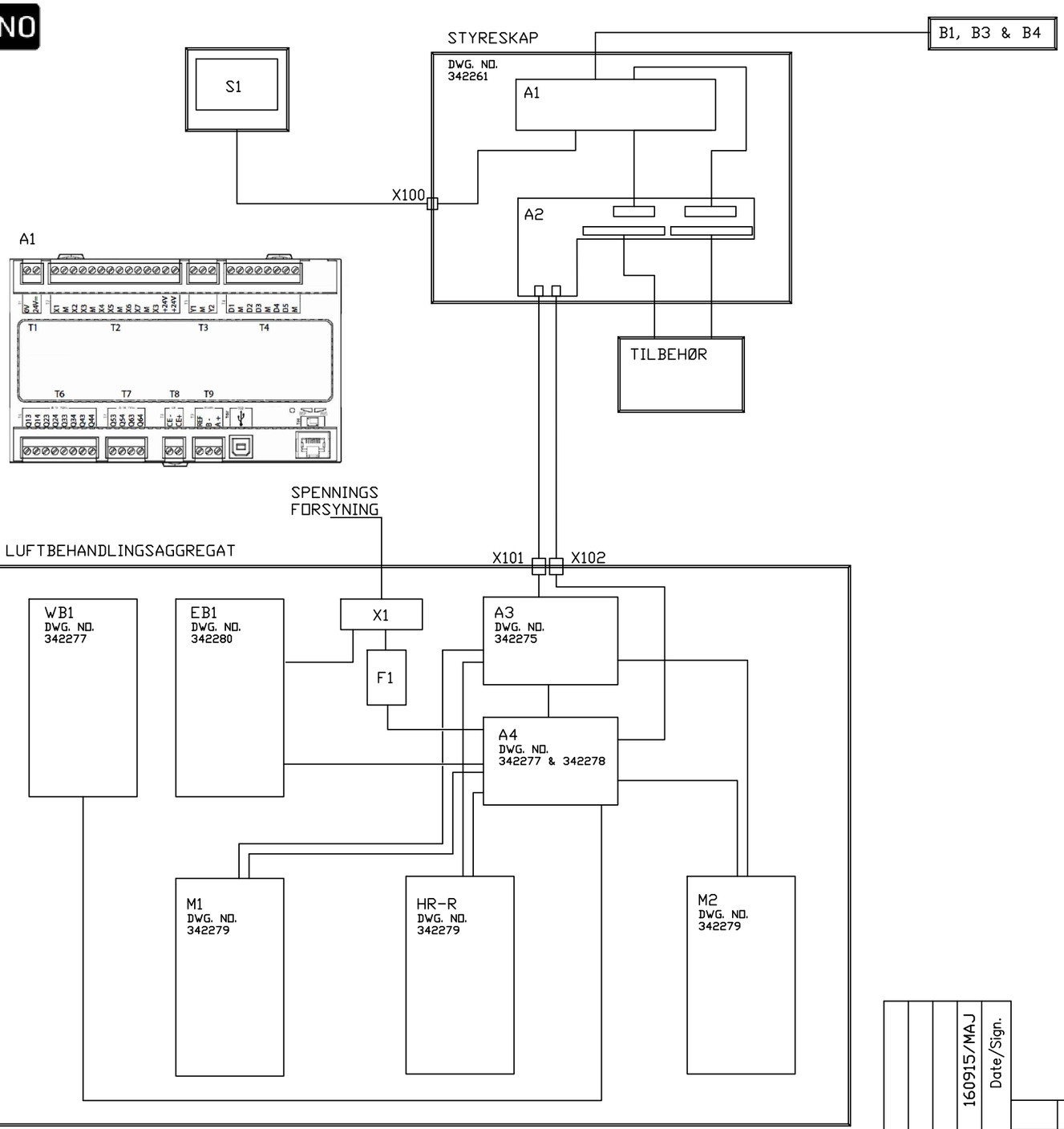

A2

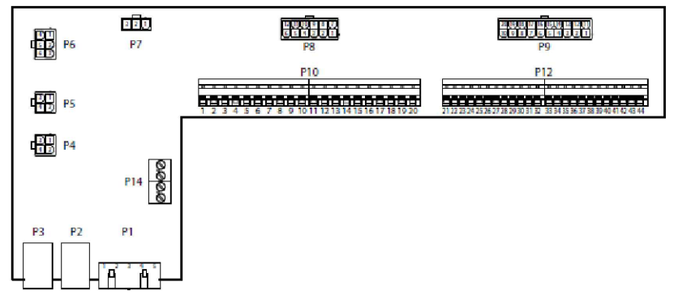

A3

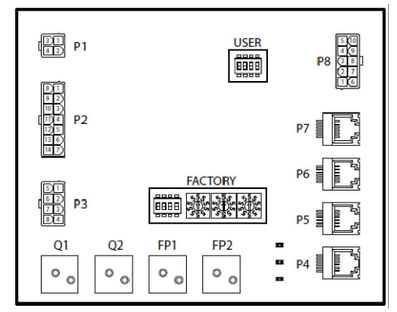

A4

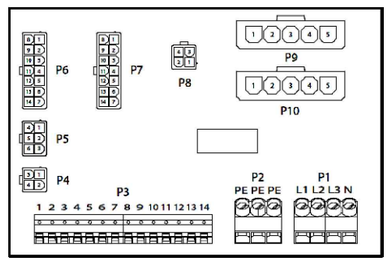

Symb.	Changes	Date/Sign.
1	Monochrome PDF	160915/MAJ

No. Unit	Pos. No.	Name, type, dim.	Drawing no. Standard	Art. No.	Matr. Spec.
Date 2014-02-10		Drawn TOE	Projection	Scale	FLEXIT
Checked		Appr.			

CONNECTION DIAGRAM
S50 & L50 400V
Art.nr. 113840

Replaces:	Replaced by:
342281	

Lay-out Mountain

A2

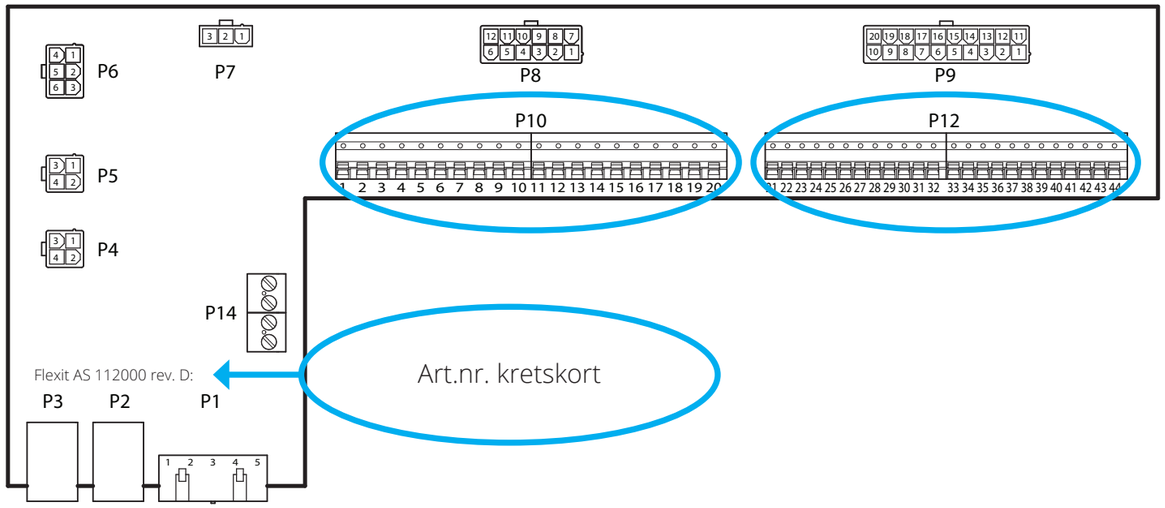

A4

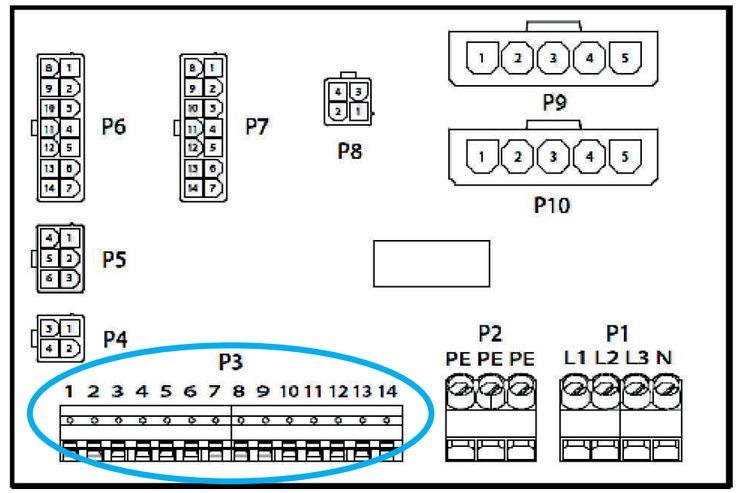

Eksterne tilbehør

Klemme P10 har følgende signaler:

Klemme	Funksjon	Beskrivelse
1	L 230V	Spenningsmating eksternt tilbehør
2	N	Spenningsmating eksternt tilbehør
3	L 230V	Spenningsmating uteluftsspjeld
4	L1 230V	Signal uteluftsspjeld ON/OFF
5	N	Spenningsmating uteluftsspjeld
6	L 230V	Spenningsmating avkastspjeld
7	L1 230V	Signal avkastspjeld ON/OFF
8	N	Spenningsmating avkastspjeld
9	L 230V	Spenningsmating brannspjeld*
10	L1 230V	Signal brannspjeld ON/OFF*
11	N	Spenningsmating brannspjeld*
12	Alarm INN	Pot.fri kontakt fellesalarm ON/OFF
13	Alarm UT	Pot.fri kontakt fellesalarm ON/OFF
14	Kjøling INN	Pot.fri kontakt kjøling (DX eller Pumpe) ON/OFF
15	Kjøling UT	Pot.fri kontakt kjøling (DX eller Pumpe) ON/OFF
16	L 230V	Spenningsmating eksternt tilbehør
17	Varme INN	Pot.fri kontakt ekst. varmebatteri (EL/Vann) ON/OFF
18	Varme UT	Pot.fri kontakt ekst. varmebatteri (EL/Vann) ON/OFF
19	N	Spenningsmating eksternt tilbehør
20	Reserve	Ikke i bruk

*F.o.m. kretskort art.nr. 112002:

9	C	Pot.fri kontakt Brannspjeld ON/OFF
10	NO	Pot.fri kontakt Brannspjeld ON/OFF
11	N/A	Ingen forbindelse

Klemme P12 har følgende signaler:

Klemme	Funksjon	Beskrivelse
21	AO 0-10V	Styresignal kjøling (Ventil eller DX)
22	G0	Signaljord kjøling
23	DI S1	Signal ekstern hasighetsstyring steg 1
24	G0	Signaljord hasighetsstyring 1
25	DI S2	Signal ekstern hasighetsstyring steg 2
26	G0	Signaljord hasighetsstyring 2
27	DI B/R	Signal brann/røyk inngang
28	G0	Signaljord brann/røyk
29	AI 0-10V	Signal behovsstyring (eks. CO_2)
30	G0	Signaljord behovsstyring
31	AO 0-10V	Styresignal eksternt varmebatteri (EL/Vann)
32	24VAC	Spenningsmating eksternt tilbehør
33	G0	Signaljord eksternt varmebatteri
34	DI BSP Å	Signal brannspjeld ÅPENT
35	DI BSP L	Signal brannspjeld LUKKET
36	G0	Signaljord brannspjeld
37	AO 0-10V	Styresignal AUX spjeld
38	G0	Signaljord AUX spjeld
39	DI/AI TEMP	Signal brann/frosttermost. ekst. varmebatteri
40	G0	Signaljord brann/frosttermostat
41	Bus -	KNX-bus SP65 Romstermostat
42	Bus +	KNX-bus SP65 Romstermostat
43	AI 0-10V	Styresignal tilluftsvifte eks.styring (eks. VAV)
44	AI 0-10V	Styresignal avtrekksvifte eks.styring (eks. VAV)

Sirkulasjonspumpe og ventilmotor

Klemme P3 har følgende signaler:

Klemme	Funksjon	Beskrivelse
1	G0	Signaljord ekstern tilbehør
2	24VAC	Spenningsmating ekstern tilbehør
3	G0	Signaljord ventil internt vannbatteri
4	AO 0-10V	Styresignal ventil internt vannbatteri
5	G0	Signaljord brann/frost
6	DI BT	Signal branntermostat
7	AI FV	Signal frostvaktsføler
8	Reserve	Ikke i bruk
9	N	Spenningsmating ekstern tilbehør
10	Varme UT	Pot.fri kontakt sirk.pumpe internt vannbatteri ON/OFF
11	Varme INN	Pot.fri kontakt sirk.pumpe internt vannbatteri ON/OFF
12	L 230V	Spenningsmating eksternt tilbehør
13	N	Spenningsmating eksternt tilbehør
14	L 230V	Spenningsmating eksternt tilbehør

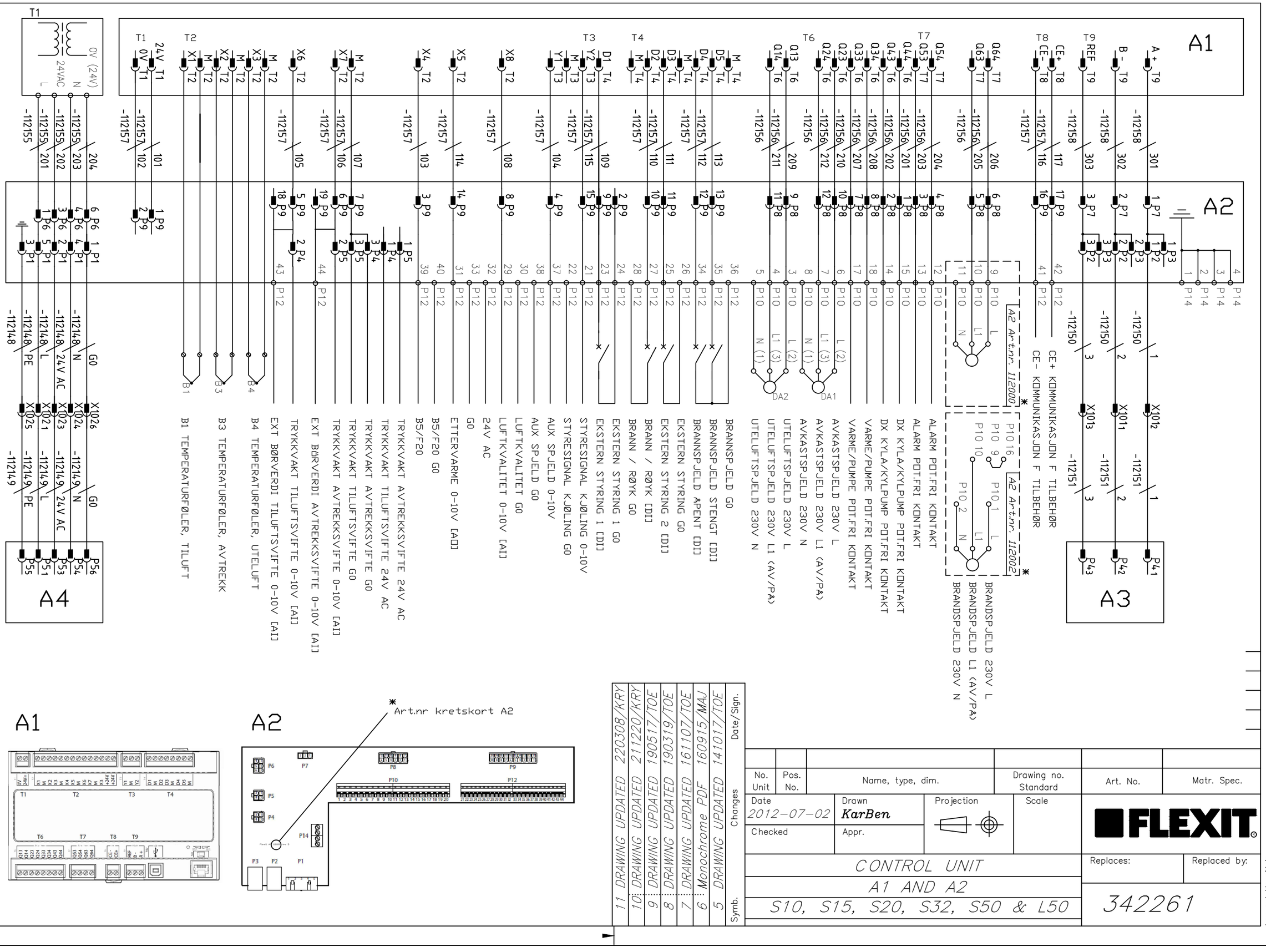

Symb.	Date/Sign.	Changes
11		DRAWING UPDATED 220308/KRY
10		DRAWING UPDATED 211220/KRY
9		DRAWING UPDATED 190517/TOE
8		DRAWING UPDATED 190319/TOE
7		DRAWING UPDATED 161107/TOE
6		Monochrome PDF 160915/MAJ
5		DRAWING UPDATED 141017/TOE

No. Unit	Pos. No.	Name, type, dim.	Drawing no. Standard	Art. No.	Matr. Spec.
Date 2012-07-02		Drawn KarBen	Projection	Scale	
Checked		Appr.			

FLEXIT

CONTROL UNIT
A1 AND A2
S10, S15, S20, S32, S50 & L50

Replaces: | Replaced by:

342261

Lay-out Mountain

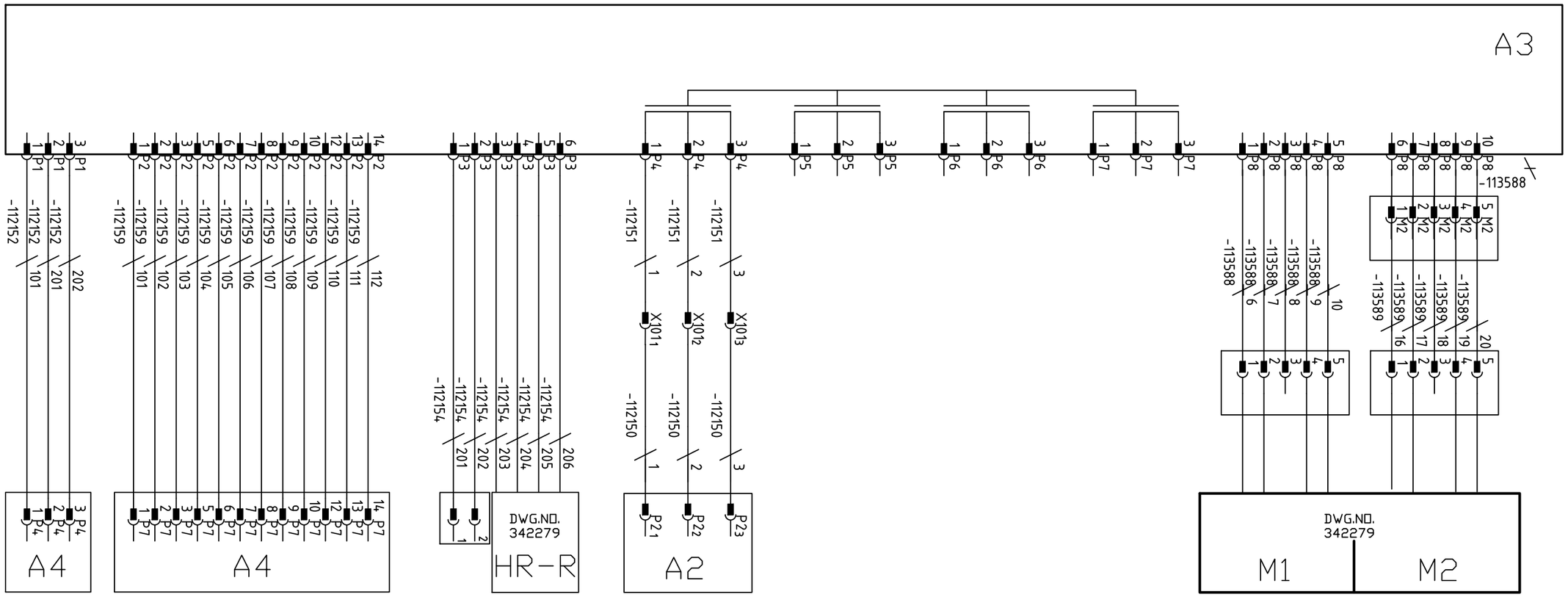

A3

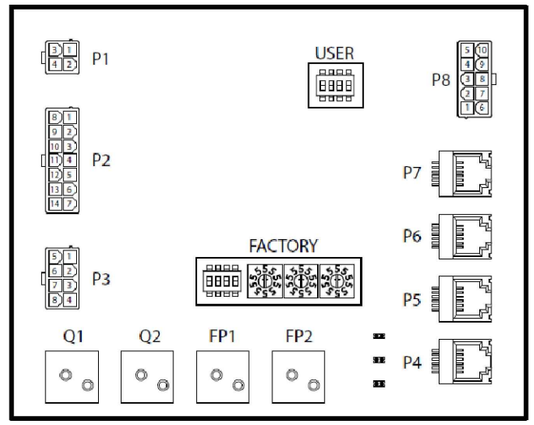

"USER" Dip switch

DIP Switch	ON	OFF	Remark
1	VARMEBATTERI	IKKE VARMEBATTERI	ON = MED VARMEBATTERI OFF = IKKE NOE VARMEBATTERI
2	ELEKTRISK	VANN	TYPE VARMEBATTERI.
3	JA	NEI	M1 MOTORVERN LASKET.
4	JA	NEI	M2 MOTORVERN LASKET.

( ) = Fabrikkinstilling

Symb.	Changes	Date/Sign.
1	Monochrome PDF	160915/MAJ

No. Unit	Pos. No.	Name, type, dim.	Drawing no. Standard	Art. No.	Matr. Spec.
Date 2014-02-10	Drawn TOE	Projection	Scale	FLEXIT	
Checked	Appr.				
MODBUS I/O-EXTENDER				Replaces:	Replaced by:
A3				342275	
S50 & L50					

Lay-out Mountain

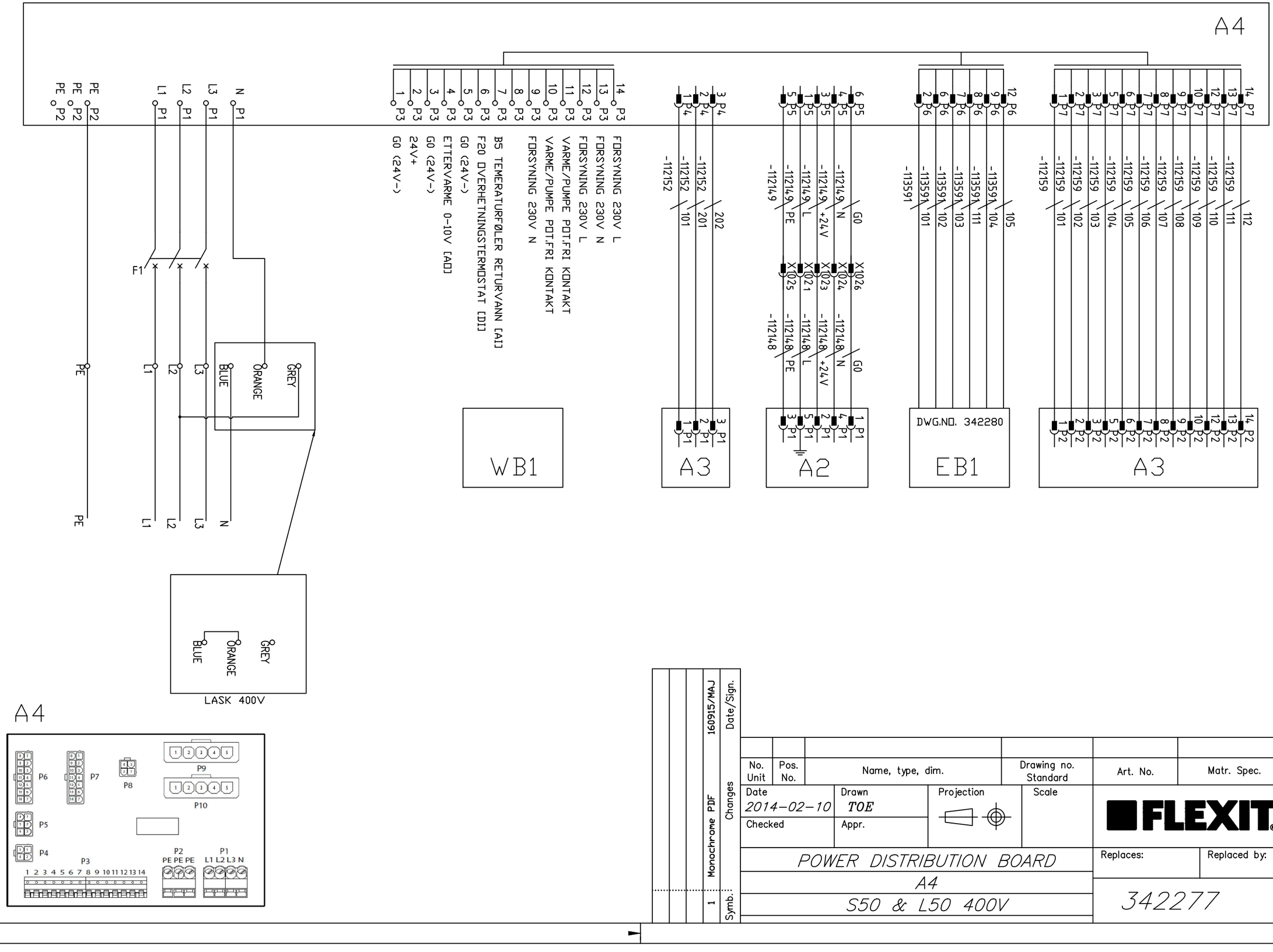
A4
14 P7
13 P7
12 P7
10 P7
9 P7
8 P7
7 P7
6 P7
5 P7
3 P7
2 P7
1 P7
-112159
112
111
110
109
108
107
106
105
104
103
102
101
12 P6
9 P6
8 P6
7 P6
6 P6
2 P6
-113591
105
104
111
103
102
101
6 P5
4 P5
3 P5
1 P5
5 P5
-112149
G0
N
+24V
L
PE
X1026
X1024
X1023
X1021
X1025
-112148
3 P4
2 P4
1 P4
-112152
202
201
101
14 P3
13 P3
12 P3
11 P3
10 P3
9 P3
8 P3
7 P3
6 P3
5 P3
4 P3
3 P3
2 P3
1 P3
FORSYNING 230V L
FORSYNING 230V N
FORSYNING 230V L
VARME/PUMPE POT.FRI KONTAKT
VARME/PUMPE POT.FRI KONTAKT
FORSYNING 230V N
B5 TEMERATURFØLER RETURVANN [AI]
F20 OVERHETNINGSTERMOSTAT [DI]
G0 (24V-)
ETTERVARME 0-10V [AO]
G0 (24V-)
24V+
G0 (24V-)
DWG.NO. 342280
WB1
A3
A2
EB1
A3
N P1
L3 P1
L2 P1
L1 P1
PE P2
PE P2
PE P2
F1
GREY
ORANGE
BLUE
PE
L1
L2
L3
N
BLUE
ORANGE
GREY
LASK 400V
A4
P6
P7
P8
P9
P10
P5
P4
P3
P2
PE PE PE
P1
L1 L2 L3 N
1 2 3 4 5 6 7 8 9 10 11 12 13 14
160915/MAJ
Monochrome PDF
1
Symb.
Changes
Date/Sign.
No. Unit
Pos. No.
Name, type, dim.
Drawing no. Standard
Art. No.
Matr. Spec.
Date
2014-02-10
Drawn
TOE
Checked
Appr.
Projection
Scale
FLEXIT
POWER DISTRIBUTION BOARD
A4
S50 & L50 400V
Replaces:
Replaced by:
342277
Lay-out Mountain

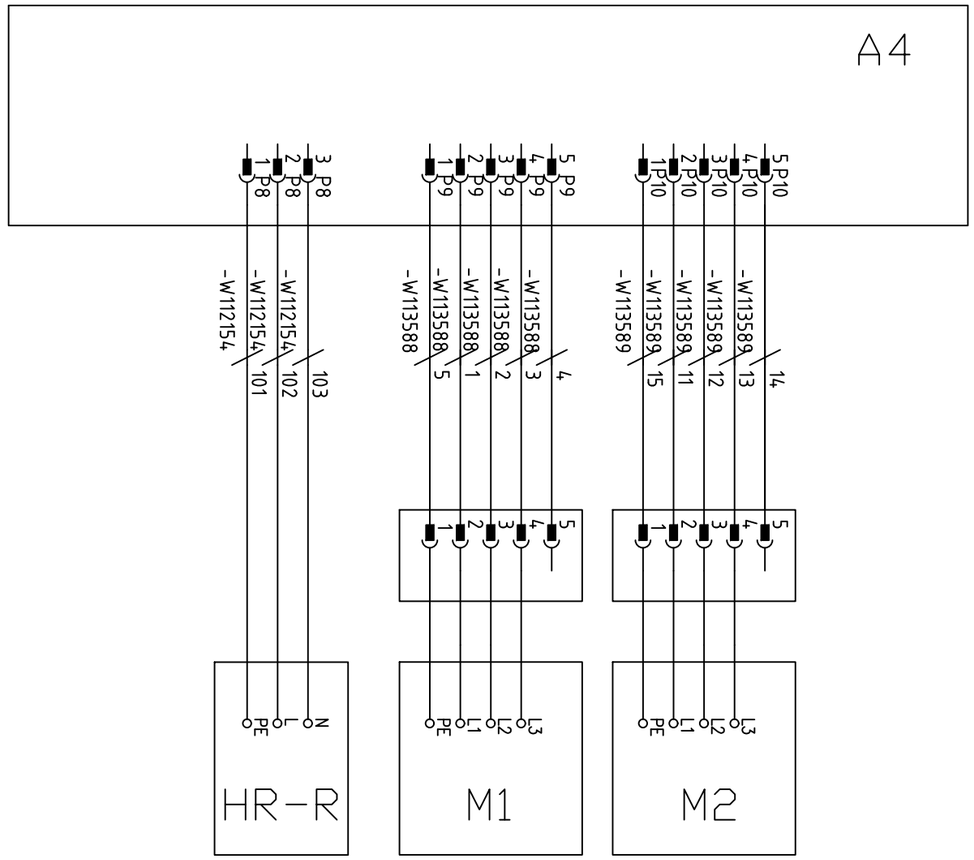

Symb.	Changes	Date/Sign.
1	Monochrome PDF	160915/MAJ

No. Unit	Pos. No.	Name, type, dim.	Drawing no. Standard	Art. No.	Matr. Spec.

Date	Drawn	Projection	Scale
2014-02-10	TOE		
Checked	Appr.		

FLEXIT®

POWER DISTRIBUTION BOARD

A4

S50 & L50

Replaces:	Replaced by:

342278

Lay-out Moun'tain

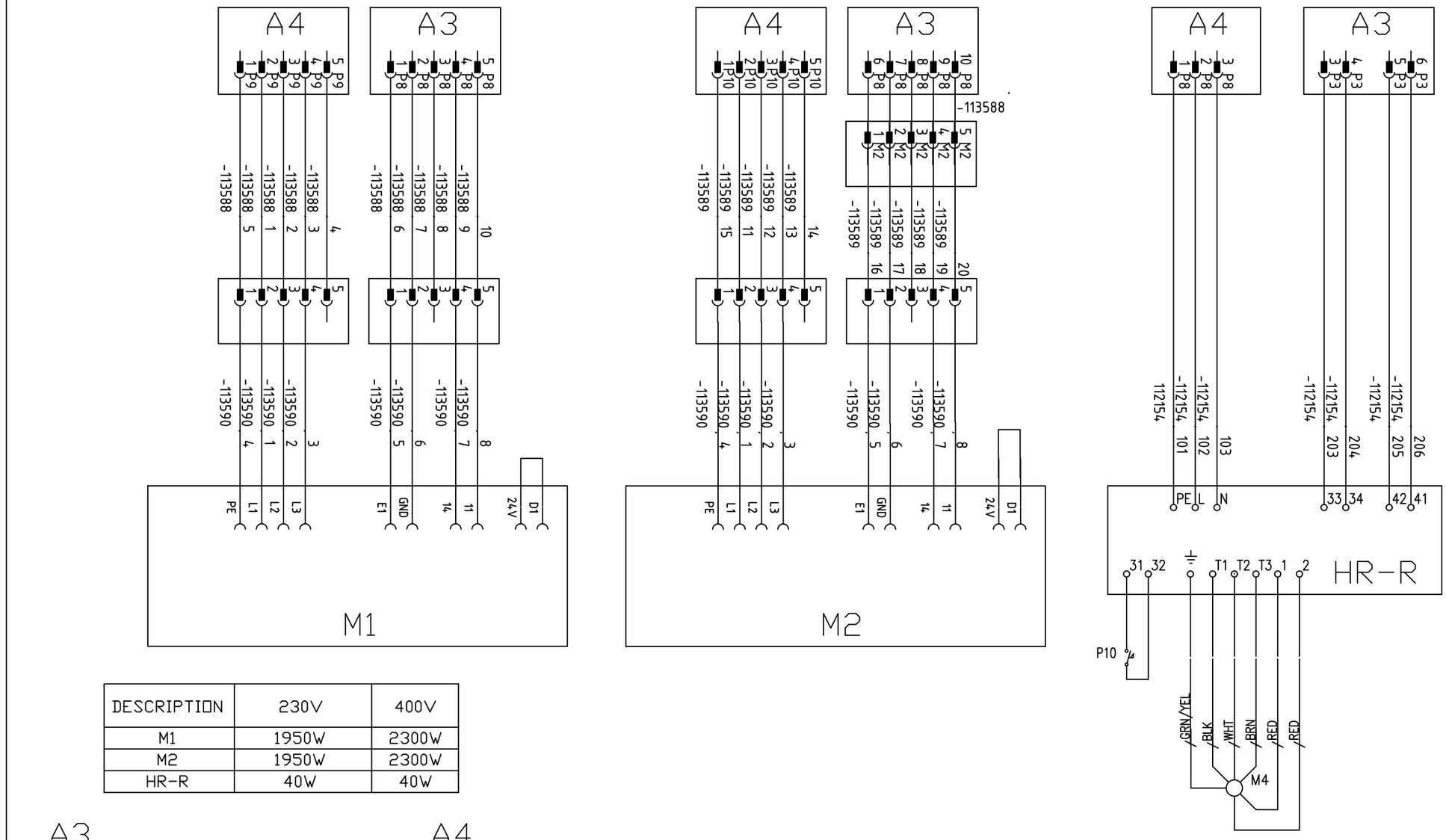

DESCRIPTION	230V	400V
M1	1950W	2300W
M2	1950W	2300W
HR-R	40W	40W

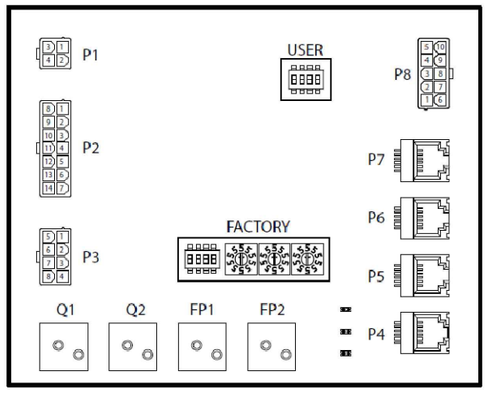

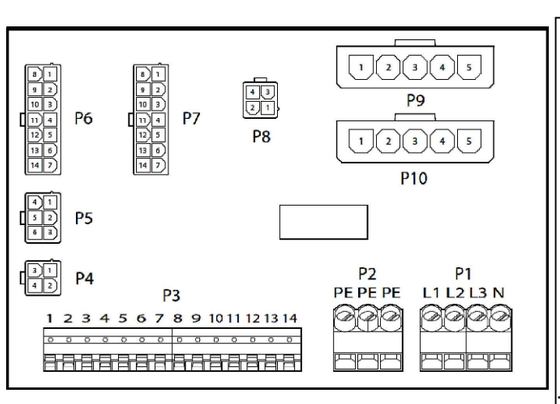

Symb.	1	Monochrome PDF	160915/MAJ
Changes			Date/Sign.

No. Unit	Pos. No.	Name, type, dim.	Drawing no. Standard	Art. No.	Matr. Spec.
Date 2014-02-10	Drawn TOE	Projection	Scale	FLEXIT®	
Checked	Appr.				

FANS + ROTOR
M1, M2 AND HR-R
S50 & L50

Replaces: 342279

Replaced by:

Lay-out Mountain

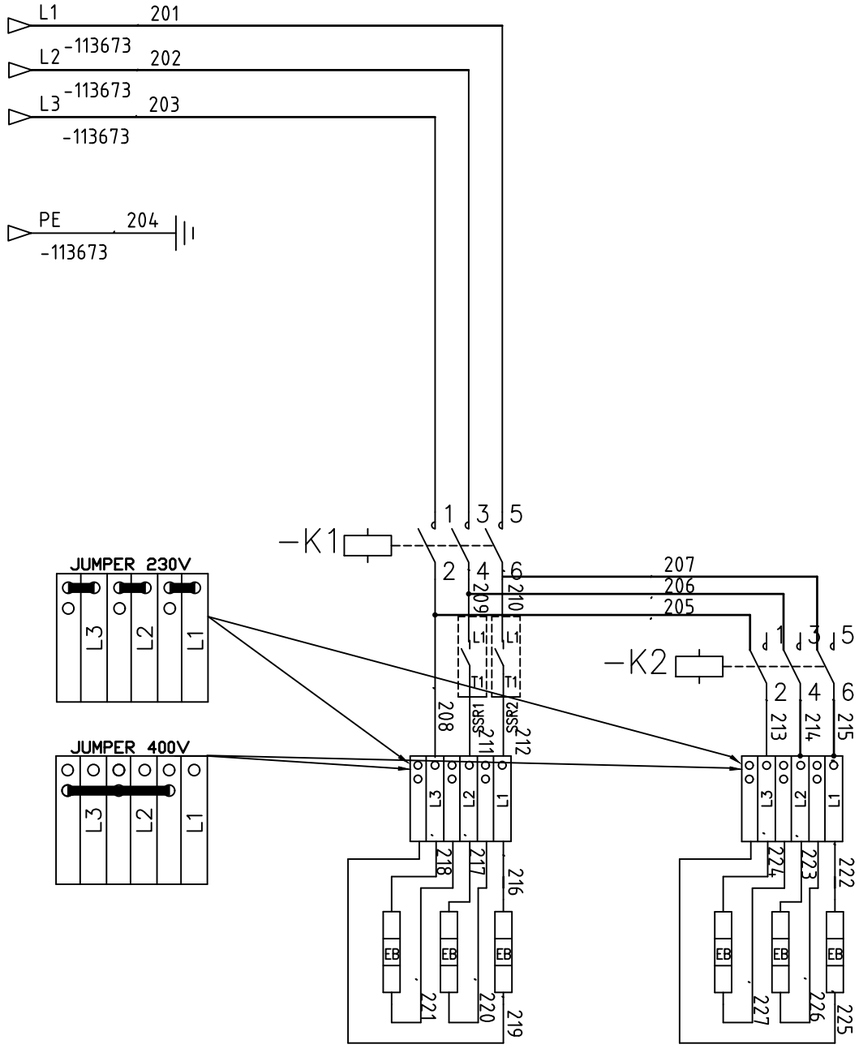

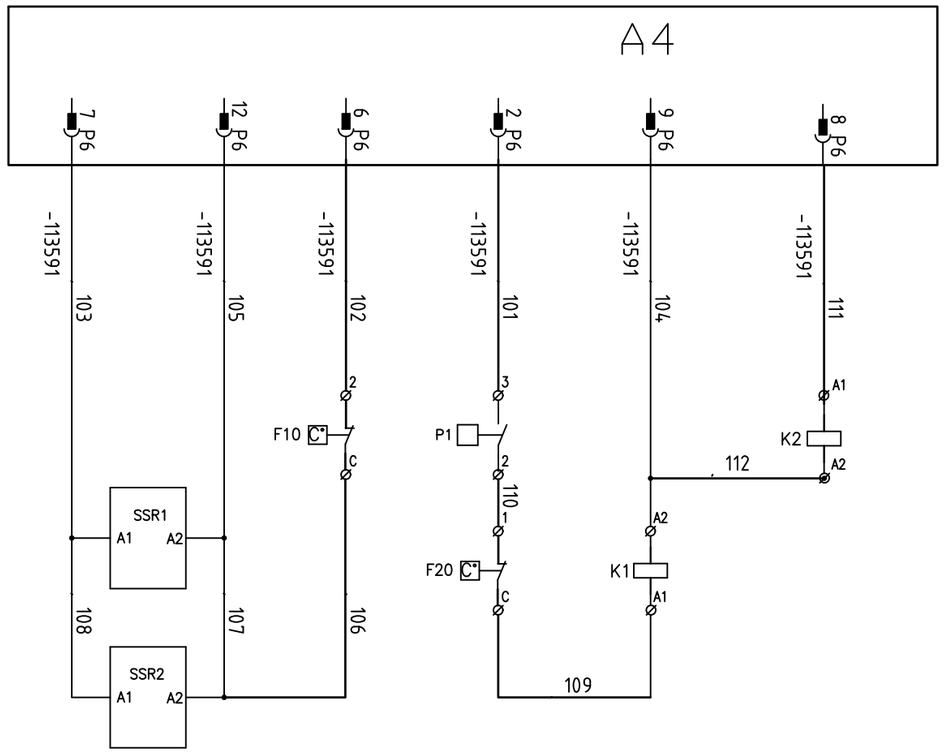

DESCRIPTION	
EB	2333W

A4

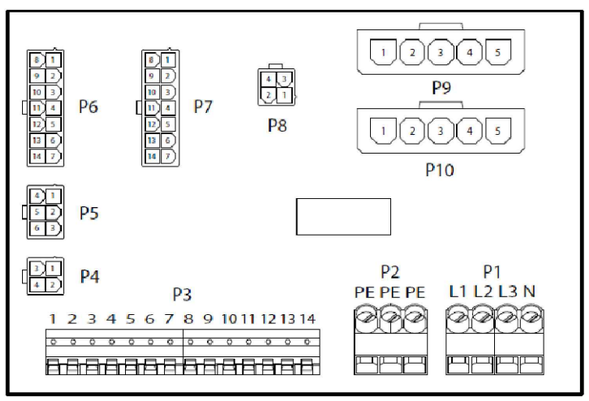

Symb.	Monochrome PDF	160915/MAJ	Changes	Date/Sign.
1				

No. Unit	Pos. No.	Name, type, dim.	Drawing no. Standard	Art. No.	Matr. Spec.
Date: 2014-02-10	Drawn: TOE	Projection	Scale	FLEXIT®	
Checked	Appr.			Replaces:	Replaced by:

ELECTRIC HEATER
EB1
S50 & L50

342280

Lay-out Mountain

DESCRIPTION	NO	EN	SV	DA	FI
A1	*Regulator*	*Regulator*	*Regulator*	*Styresystem*	*Ohjausjärjestelmä*
A2	*Koblingskort*	*Connection board*	*Anslutningskort*	*Klemmekort*	*Riviliitinkortti*
A3	*Modbusextender*	*Modbus extender*	*Modbusextender*	*Modbusextender*	*Modbus-laajennin*
A4	*Strømforsyningskort*	*Power supply board*	*Strömförsörjningskort*	*Strømforsyningskort*	*Virransyöttökortti*
A5	*Styresignaler til rotor*	*Rotor controller*	*Rotorstyrning*	*Styresignaler til rotor*	*Roottorin ja lämpötila*
B1	*Temperaturføler, tilluft*	*Temperature sensor, supply air*	*Temperaturgivare, tilluft*	*Temperaturføler, indsugningsluft*	*Tuloilma-anturi*
B3	*Temperaturføler, avtrekk*	*Temperature sensor, extract air*	*Temperaturgivare, frånluft*	*Temperaturføler, udsugning*	*Lämpötila-anturi, poistoilma*
B4	*Temperaturføler, uteluft*	*Temperature sensor, outdoor air*	*Temperaturgivare, uteluft*	*Temperaturføler, udeluft*	*Lämpötila-anturi, ulkoilma*
B5	*Returvannsføler vannbatteri*	*Returnwater sensor, water battery*	*Returvattengivare, vattenbatteri*	*Temperaturføler, vandvarmeflade*	*Lämpötila-anturi, vesipatteri*
DA1	*Avkastspjeld*	*Exhaust air damper*	*Avluftsspjäll*	*Spjæld, udsugningsluft*	*Sulkupelti, poistoilma*
DA2	*Uteluftspjeld*	*Outside air damper*	*Uteluftsspjäll*	*Spjæld, udeluft*	*Sulkupelti, ulkoilma*
EB1	*Ettervarmebatteri, elektrisk*	*Heating battery, electrical*	*Eftervärmebatteri, elektriskt*	*Eftervarmeflade, elektrisk*	*Lämmityspatteri, sähkö*
F1	*Sikring*	*Fuse*	*Säkring*	*Sikring*	*Sulake*
F10	*Overopphetningstermostat EB1* *Manuell reset*	*Thermostat overheating EB1* *Manual reset*	*Överhettningstermostat EB1* *Manuell återställning*	*Overophedningstermostat EB1* *Manuel resetfunktion*	*Ylilämpötermostaatti EB1* *Manuaalinen nollaus*
F20	*Overhetningstermostat EB1* *Automatisk reset*	*Thermostat overheating EB1* *Automatic reset*	*Överhettningstermostat EB1* *Automatisk återställning*	*Overophedningstermostat EB1* *Automatisk reset*	*Termostaatti EB1* *Automaattinen nollaus*
M1	*Tilluftsvifte*	*Supply air fan*	*Tilluftsfläkt*	*Indsugningsventilator*	*Tuloilmapuhallin*
M2	*Avtrekksvifte*	*Extract air fan*	*Frånluftsfläkt*	*Udsugningsventilator*	*Poistoilmapuhallin*
M4	*Rotormotor*	*Rotor motor*	*Rotormotor*	*Rotormotor*	*It-kiekon mootori*
P1	*Trykkvakt, EB1*	*Pressure Guard, EB1*	*Tryckvakt, EB1*	*Pressostat, EB1*	*Paine-eroanturi, EB1*
P10	*Rotorvakt*	*Rotation detector*	*Rotationsvakt*	*Rotations detektor*	*Pyöritys ilmaisin*
S1	*Styrepanel*	*Control panel*	*Styrpanel*	*Styrepanel*	*Ohjauspaneeli*
T1	*Transformator*	*Transformer*	*Transformator*	*Transformator*	*Muuntaja*
WB1	*Ettervarmebatteri, vann*	*Heating battery, water based*	*Eftervärmebatteri, vatten*	*Eftervarmeflade, vand*	*Lämmityspatteri, vesi*
X1	*Rekkeklemme, forsyning*	*Connector, supply voltage*	*Anslutningsplint, matning*	*Rækkeklemmer indgående forsyning*	*Riviliittimet – sisääntulevaa syöttöä varten*
X100	*ISDN skjøtekontakt*	*RJ45 contact*	*RJ45 skarvkontakt*	*RJ45-samlemuffe*	*RJ45-liitäntä*
X101	*RJ12 skjøtekontakt*	*RJ12 contact*	*RJ12 skarvkontakt*	*RJ12-samlemuffe*	*RJ12-liitäntä*
X102	*Skjøtekontakt*	*Contact*	*Skarvkontakt*	*Samlemuffe*	*Liitäntä*
E1, E2	*EMC-filter*	*EMC filter*	*EMC-filter*	*EMC-filter*	*EMC-suodatin*