NO

S1

STYRESKAP

DWG. NO.
342261

A1

A2

X100

B1, B3 & B4

TILBEHØR

A1

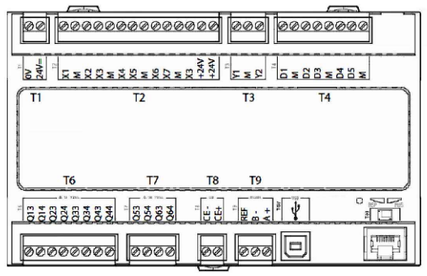

A2

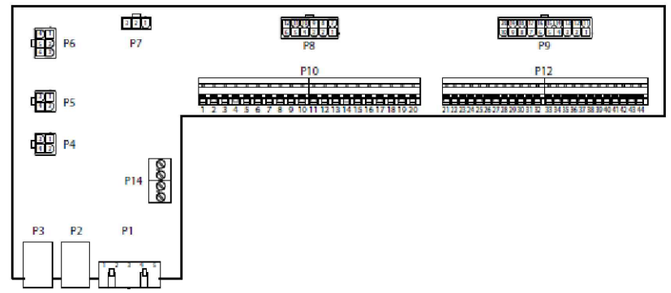

A3

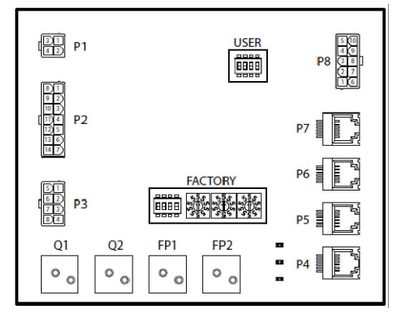

SPENNINGS
FORSYNING

LUFTBEHANDLINGSAGGREGAT

X101

X102

WB1
DWG. NO.
342263

EB1
DWG. NO.
342266

X1

F1

A3
DWG. NO.
342262

A4
DWG. NO.
342263 & 342264

M1
DWG. NO.
342265

HR-R
DWG. NO.
342265

M2
DWG. NO.
342265

A4

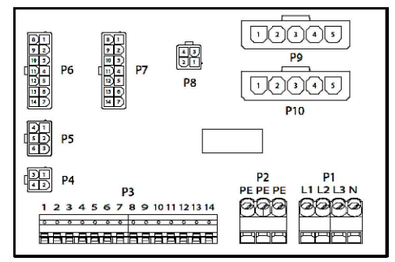

Symb.	Changes	Date/Sign.
3	Monochrome PDF	160915/MAJ
2	DRAWING UPDATED	131129/TOE
1	DRAWING UPDATED	130215/PAG

No. Unit	Pos. No.	Name, type, dim.	Drawing no. Standard	Art. No.	Matr. Spec.

Date	Drawn	Projection	Scale
2012-07-02	KarBen		
Checked	Appr.		

FLEXIT®

CONNECTION DIAGRAM
S10, S15, S20 & S32
ART.NO. 112373

Replaces:	Replaced by:
342260	

Lay-out Mountain

A2

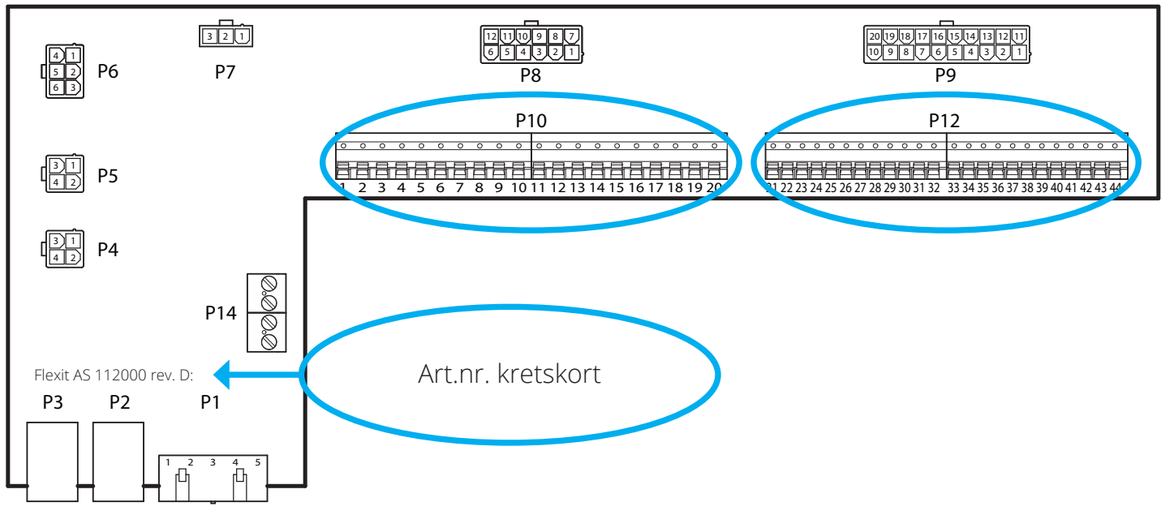

A4

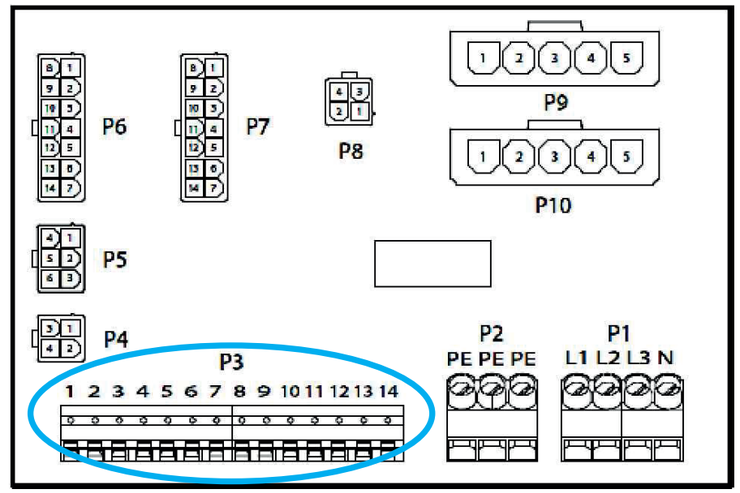

Eksterne tilbehør

Klemme P10 har følgende signaler:

Klemme	Funksjon	Beskrivelse
1	L 230V	Spenningsmating eksternt tilbehør
2	N	Spenningsmating eksternt tilbehør
3	L 230V	Spenningsmating uteluftsspjeld
4	L1 230V	Signal uteluftsspjeld ON/OFF
5	N	Spenningsmating uteluftsspjeld
6	L 230V	Spenningsmating avkastspjeld
7	L1 230V	Signal avkastspjeld ON/OFF
8	N	Spenningsmating avkastspjeld
9	L 230V	Spenningsmating brannspjeld*
10	L1 230V	Signal brannspjeld ON/OFF*
11	N	Spenningsmating brannspjeld*
12	Alarm INN	Pot.fri kontakt fellesalarm ON/OFF
13	Alarm UT	Pot.fri kontakt fellesalarm ON/OFF
14	Kjøling INN	Pot.fri kontakt kjøling (DX eller Pumpe) ON/OFF
15	Kjøling UT	Pot.fri kontakt kjøling (DX eller Pumpe) ON/OFF
16	L 230V	Spenningsmating eksternt tilbehør
17	Varme INN	Pot.fri kontakt ekst. varmebatteri (EL/Vann) ON/OFF
18	Varme UT	Pot.fri kontakt ekst. varmebatteri (EL/Vann) ON/OFF
19	N	Spenningsmating eksternt tilbehør
20	Reserve	Ikke i bruk

*F.o.m. kretskort art.nr. 112002:

9	C	Pot.fri kontakt Brannspjeld ON/OFF
10	NO	Pot.fri kontakt Brannspjeld ON/OFF
11	N/A	Ingen forbindelse

Klemme P12 har følgende signaler:

Klemme	Funksjon	Beskrivelse
21	AO 0-10V	Styresignal kjøling (Ventil eller DX)
22	G0	Signaljord kjøling
23	DI S1	Signal ekstern hasighetsstyring steg 1
24	G0	Signaljord hasighetsstyring 1
25	DI S2	Signal ekstern hasighetsstyring steg 2
26	G0	Signaljord hasighetsstyring 2
27	DI B/R	Signal brann/røyk inngang
28	G0	Signaljord brann/røyk
29	AI 0-10V	Signal behovsstyring (eks. CO_2)
30	G0	Signaljord behovsstyring
31	AO 0-10V	Styresignal eksternt varmebatteri (EL/Vann)
32	24VAC	Spenningsmating eksternt tilbehør
33	G0	Signaljord eksternt varmebatteri
34	DI BSP Å	Signal brannspjeld ÅPENT
35	DI BSP L	Signal brannspjeld LUKKET
36	G0	Signaljord brannspjeld
37	AO 0-10V	Styresignal AUX spjeld
38	G0	Signaljord AUX spjeld
39	DI/AI TEMP	Signal brann/frosttermost. ekst. varmebatteri
40	G0	Signaljord brann/frosttermostat
41	Bus -	KNX-bus SP65 Romstermostat
42	Bus +	KNX-bus SP65 Romstermostat
43	AI 0-10V	Styresignal tilluftsvifte eks.styring (eks. VAV)
44	AI 0-10V	Styresignal avtrekksvifte eks.styring (eks. VAV)

Sirkulasjonspumpe og ventilmotor

Klemme P3 har følgende signaler:

Klemme	Funksjon	Beskrivelse
1	G0	Signaljord ekstern tilbehør
2	24VAC	Spenningsmating ekstern tilbehør
3	G0	Signaljord ventil internt vannbatteri
4	AO 0-10V	Styresignal ventil internt vannbatteri
5	G0	Signaljord brann/frost
6	DI BT	Signal branntermostat
7	AI FV	Signal frostvaktsføler
8	Reserve	Ikke i bruk
9	N	Spenningsmating ekstern tilbehør
10	Varme UT	Pot.fri kontakt sirk.pumpe internt vannbatteri ON/OFF
11	Varme INN	Pot.fri kontakt sirk.pumpe internt vannbatteri ON/OFF
12	L 230V	Spenningsmating eksternt tilbehør
13	N	Spenningsmating eksternt tilbehør
14	L 230V	Spenningsmating eksternt tilbehør

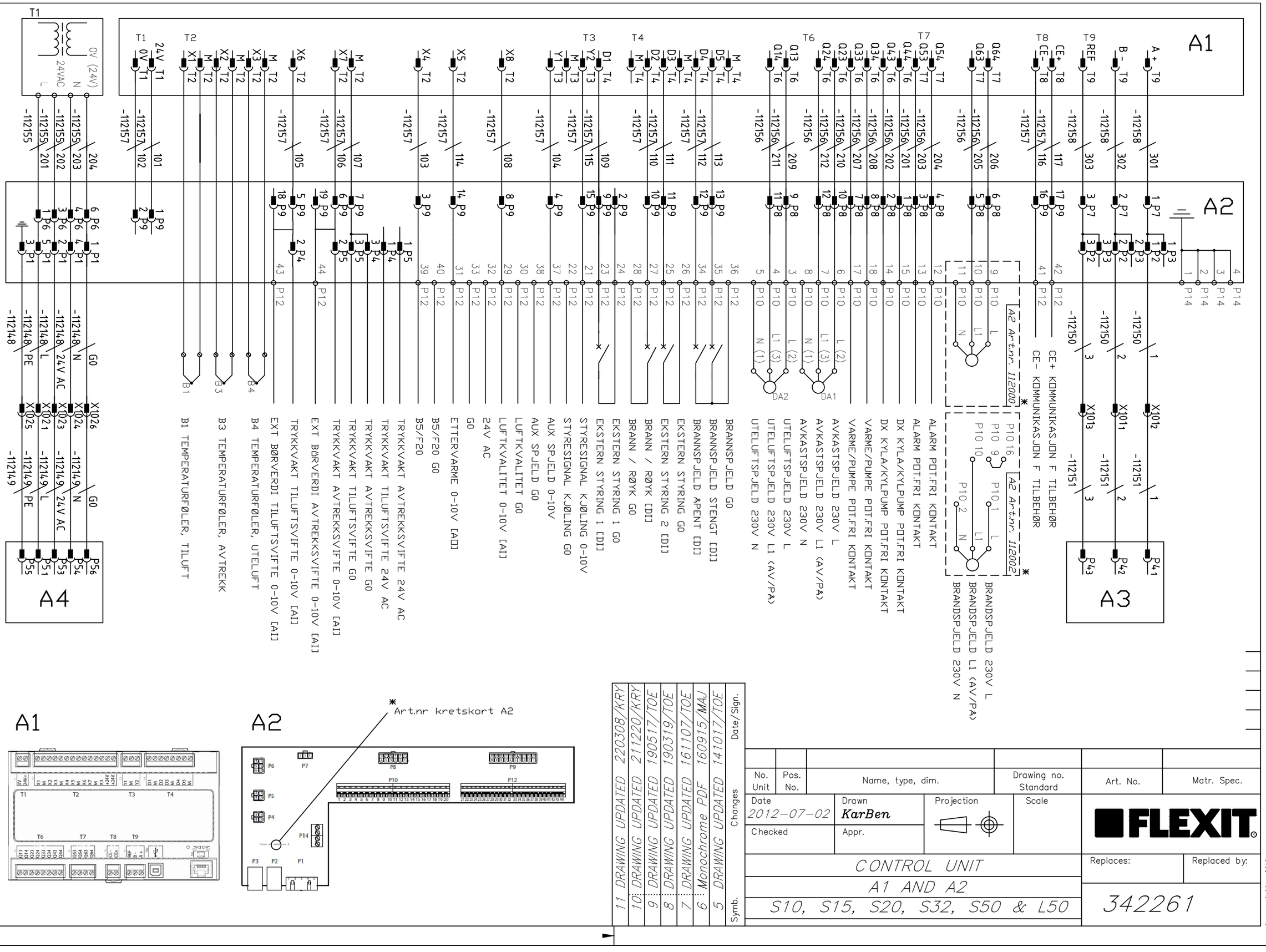

Symb.	Date/Sign.	Changes
11		DRAWING UPDATED 220308/KRY
10		DRAWING UPDATED 211220/KRY
9		DRAWING UPDATED 190517/TOE
8		DRAWING UPDATED 190319/TOE
7		DRAWING UPDATED 161107/TOE
6		Monochrome PDF 160915/MAJ
5		DRAWING UPDATED 141017/TOE

No. Unit	Pos. No.	Name, type, dim.	Drawing no. Standard	Art. No.	Matr. Spec.
Date 2012-07-02		Drawn KarBen	Projection	Scale	
Checked		Appr.			

FLEXIT

CONTROL UNIT
A1 AND A2
S10, S15, S20, S32, S50 & L50

Replaces: | Replaced by:

342261

Lay-out Mountain

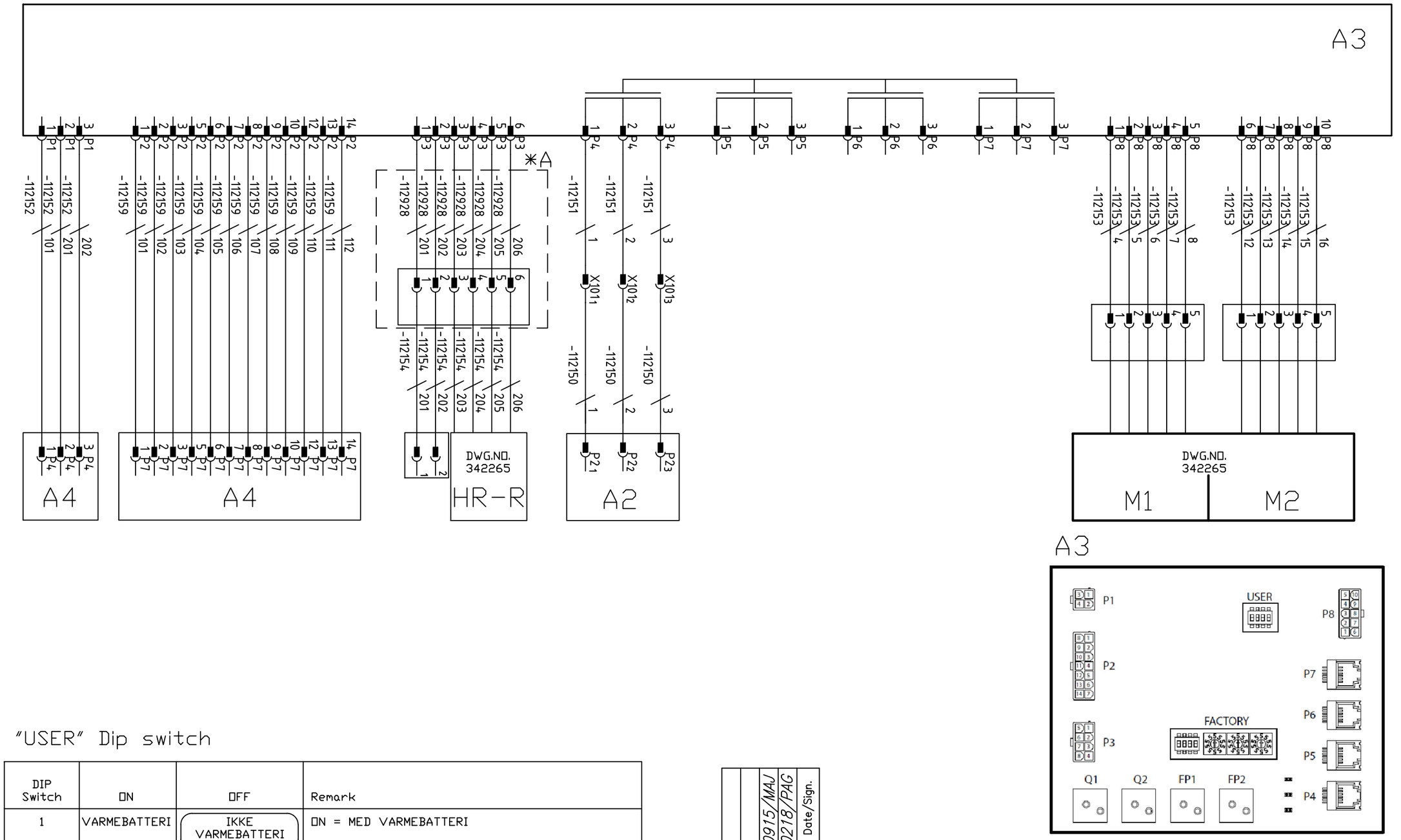

A3

"USER" Dip switch

DIP Switch	ON	OFF	Remark
1	VARMEBATTERI	IKKE VARMEBATTERI	ON = MED VARMEBATTERI OFF = IKKE NOE VARMEBATTERI
2	ELEKTRISK	VANN	TYPE VARMEBATTERI.
3	JA	NEI	M1 MOTORVERN LASKET.
4	JA	NEI	M2 MOTORVERN LASKET.

= Fabrikkinstilling

*A = Gjelder kun modeller i L-serien

Symb.	Changes	Date/Sign.
2	Monochrome PDF	160915/MAJ
1	DRAWING UPDATED	130218/PAG

No. Unit	Pos. No.	Name, type, dim.	Drawing no. Standard	Art. No.	Matr. Spec.
Date 2012-07-03		Drawn KarBen	Projection	Scale	FLEXIT
Checked		Appr.			

MODBUS I/O-EXTENDER

A3

Replaces: | Replaced by:

342262

Lay-out Mountain

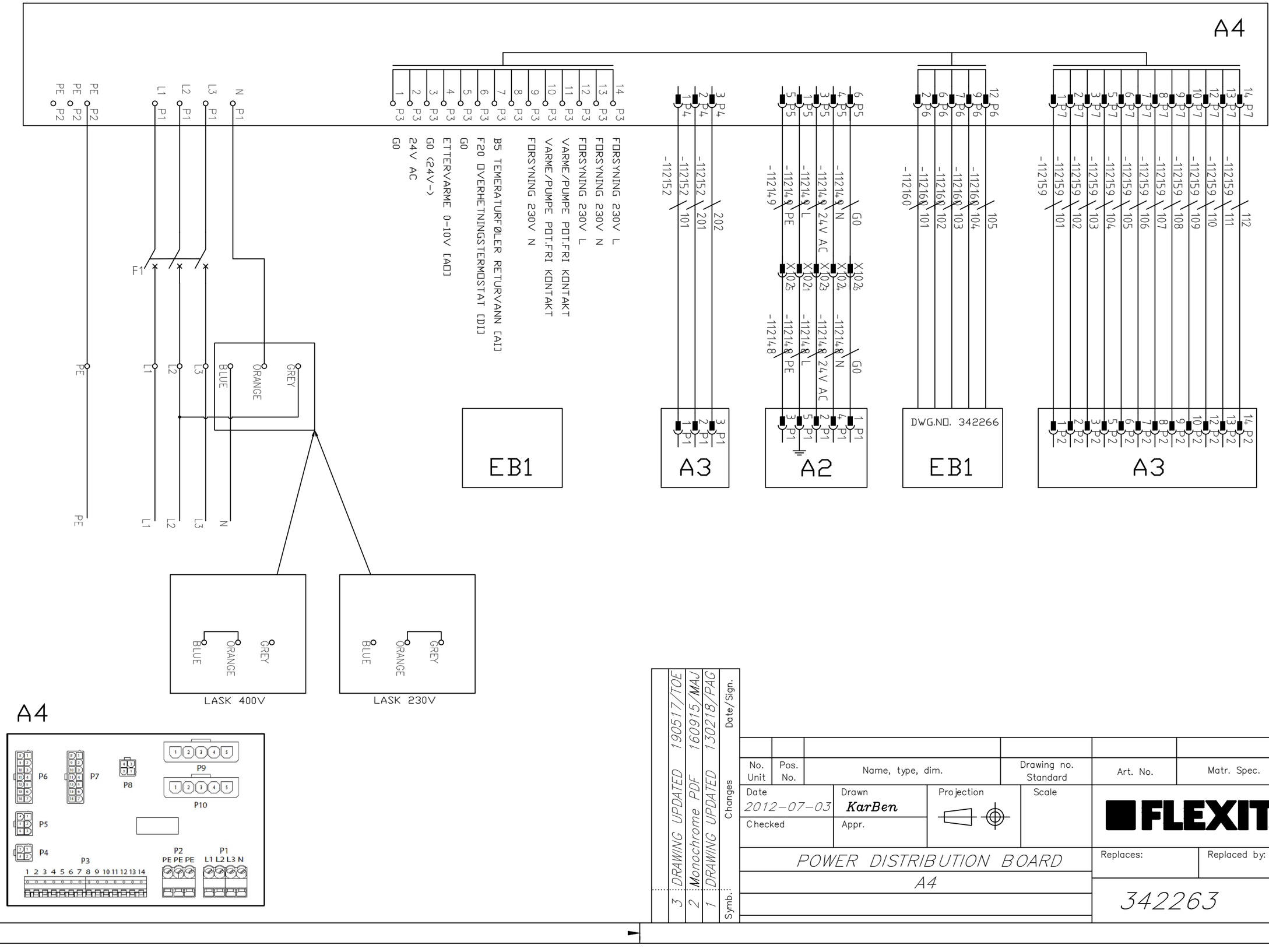

Symb.	Changes	Date/Sign.
3	DRAWING UPDATED	190517/TOE
2	Monochrome PDF	160915/MAU
1	DRAWING UPDATED	130218/PAG

No. Unit	Pos. No.	Name, type, dim.	Drawing no. Standard	Art. No.	Matr. Spec.

Date	Drawn	Projection	Scale
2012-07-03	KarBen		
Checked	Appr.		

FLEXIT

POWER DISTRIBUTION BOARD

A4

Replaces:	Replaced by:
	342263

Lay-out Mountain

S10, L14, S15, L20 & S20

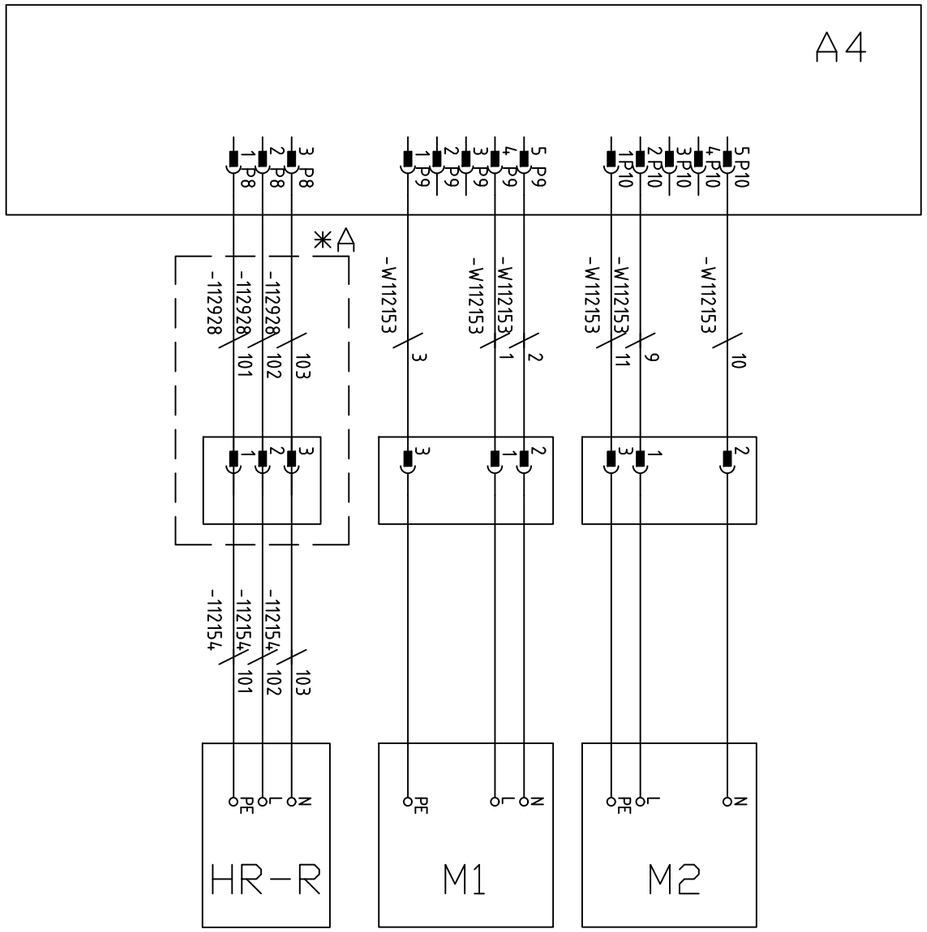

L26, L32 & S32

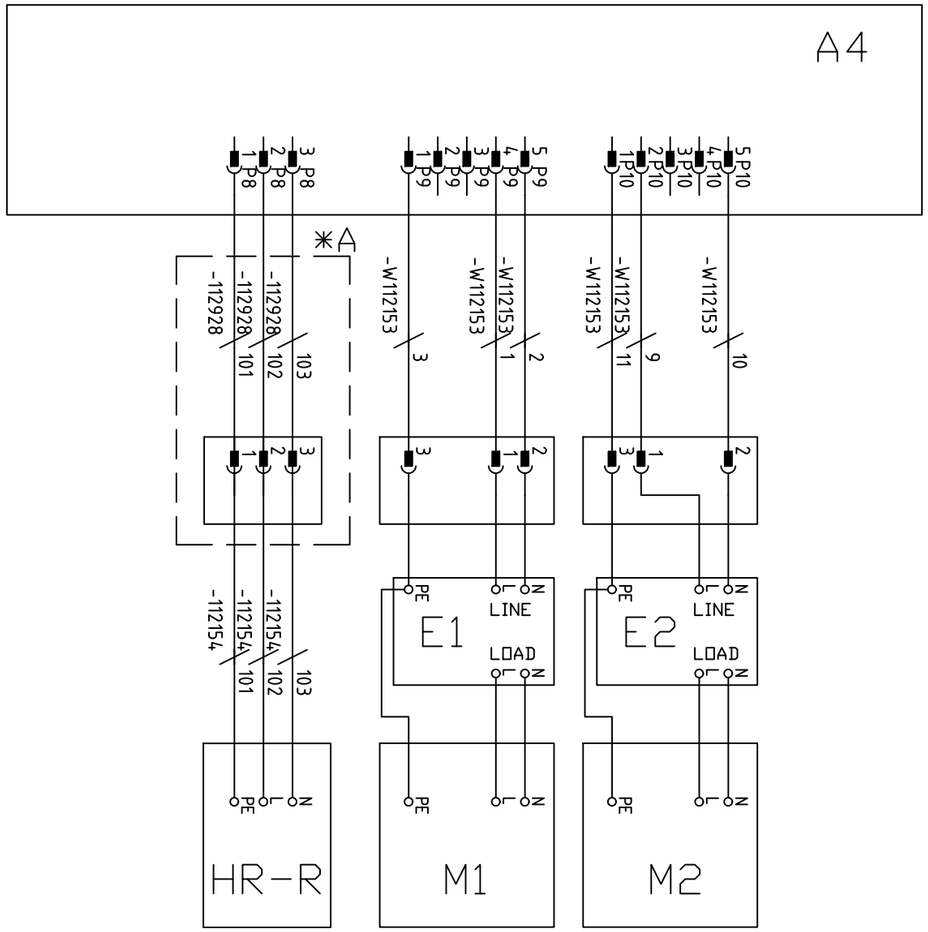

A4

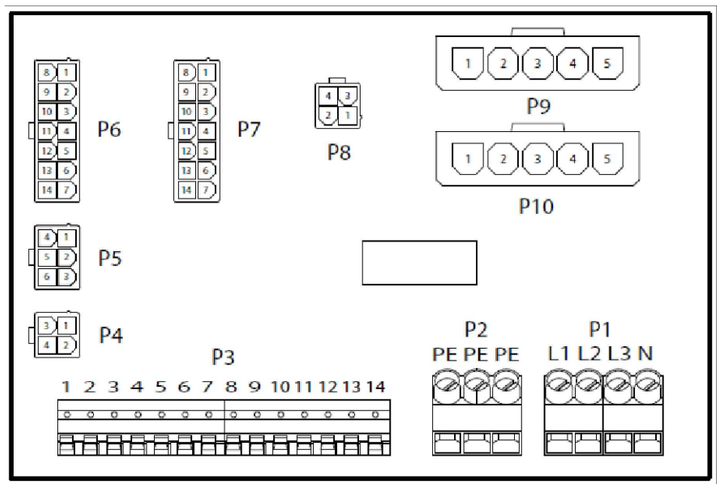

*A = Gjelder kun modeller i L-serien

Symb.	Changes	Date/Sign.
4	Monochrome PDF	160915/MAJ
3	DRAWING UPDATED	131129/TOE
2	DRAWING UPDATED	130508/PAG
1	DRAWING UPDATED	130218/PAG

No. Unit	Pos. No.	Name, type, dim.	Drawing no. Standard	Art. No.	Matr. Spec.

Date	Drawn	Projection	Scale
2012-07-03	KarBen		
Checked	Appr.		

FLEXIT®

POWER DISTRIBUTION BOARD

A4

Replaces:	Replaced by:
	342264

Lay-out Mountain

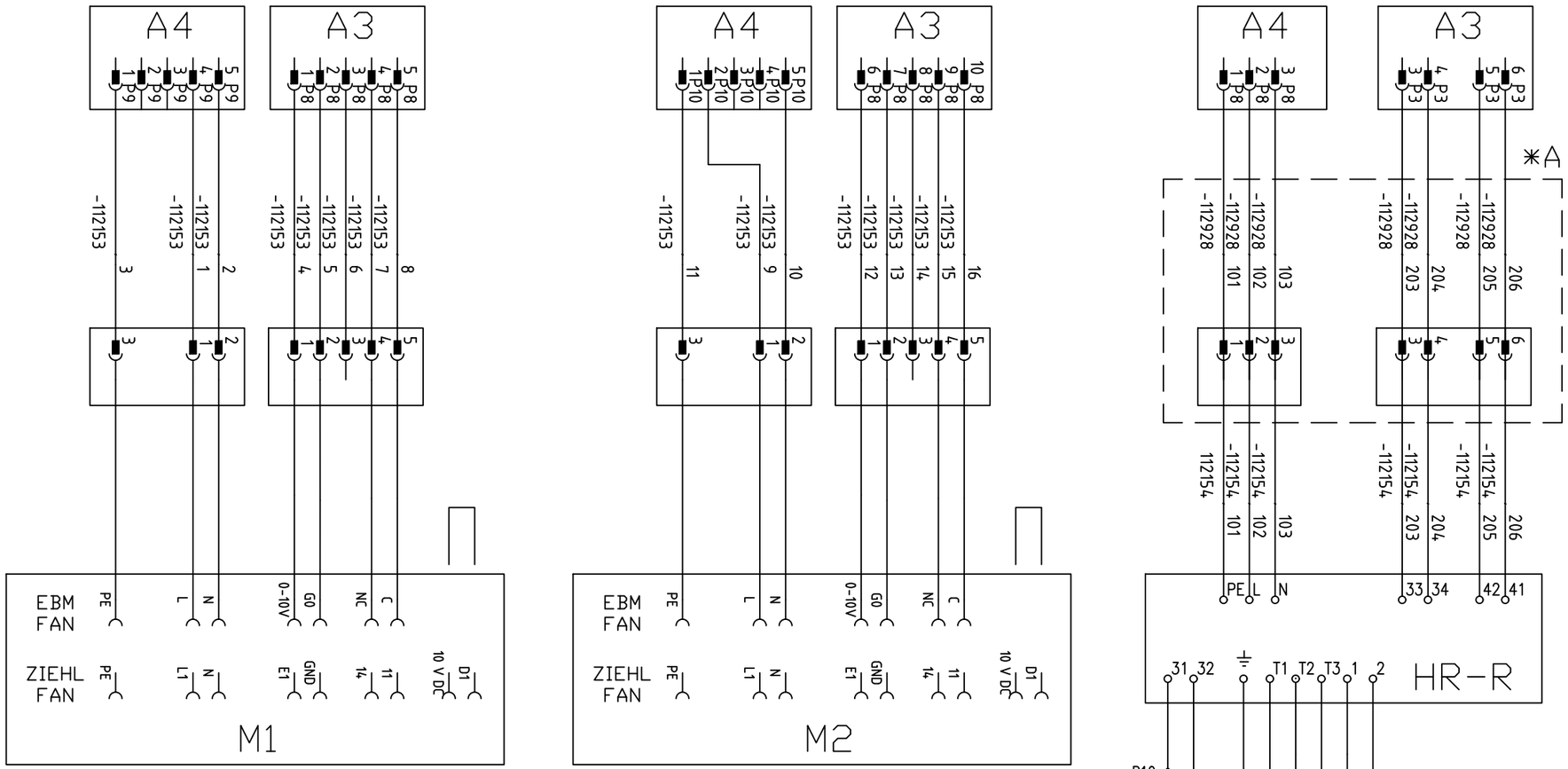

DESCRIPTION	S10/L14/S15	L20/S20	L26	L32/S32
M1	470W	715W	1350W	1350W
M2	470W	715W	1350W	1350W
HR-R	40W	40W	40W	40W

A3

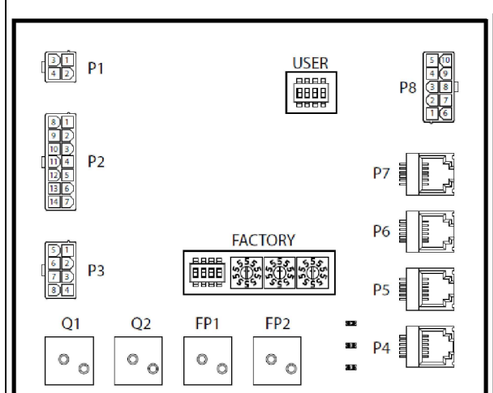

A4

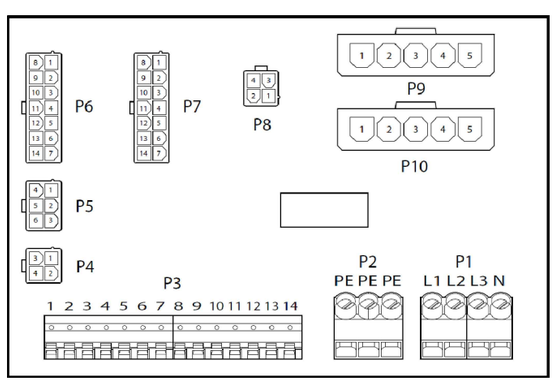

*A = Gjelder kun modeller i L-serien

Symb.	Changes	Date/Sign.
9	DRAWING UPDATED	170529/TOE
8	Monochrome PDF	160915/MAJ
7	DRAWING UPDATED	140321/TOE
6	DRAWING UPDATED	140313/TOE
5	DRAWING UPDATED	131128/TOE
4	DRAWING UPDATED	131017/LA

No. Unit	Pos. No.	Name, type, dim.	Drawing no. Standard	Art. No.	Matr. Spec.
Date 2012-07-03		Drawn KarBen	Projection	Scale	FLEXIT
Checked		Appr.			

FANS + ROTOR
M1, M2 AND HR-R

Replaces: | Replaced by:

342265

Lay-out Moun'tain

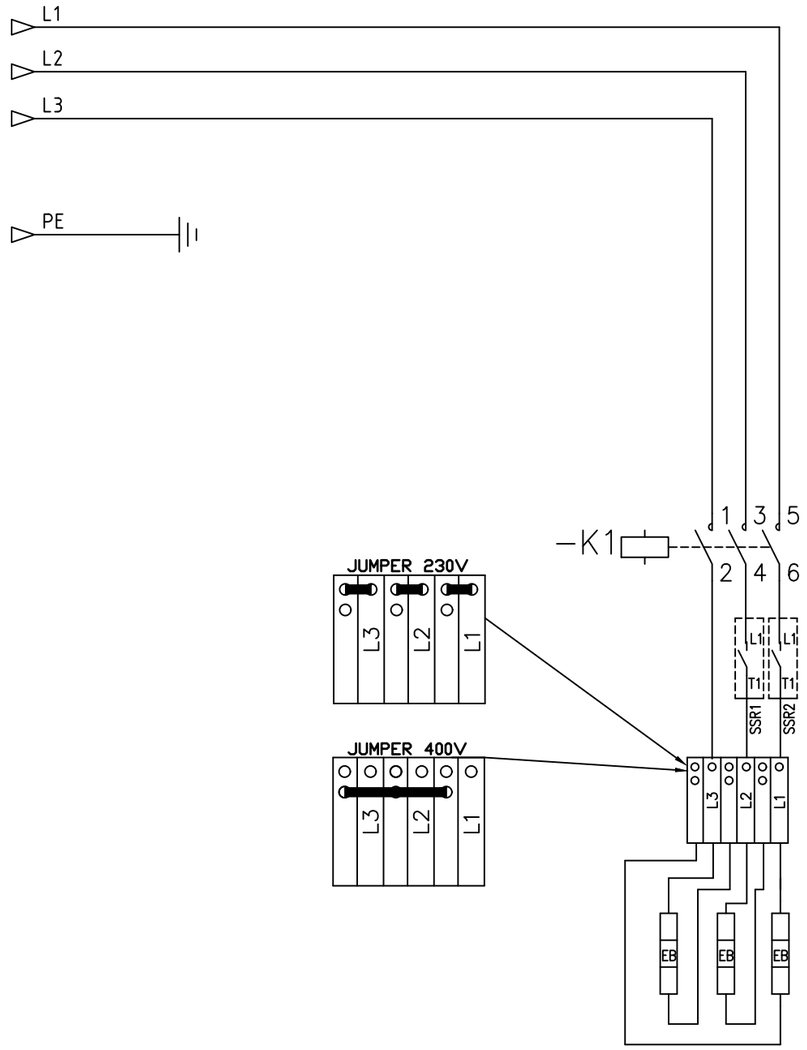

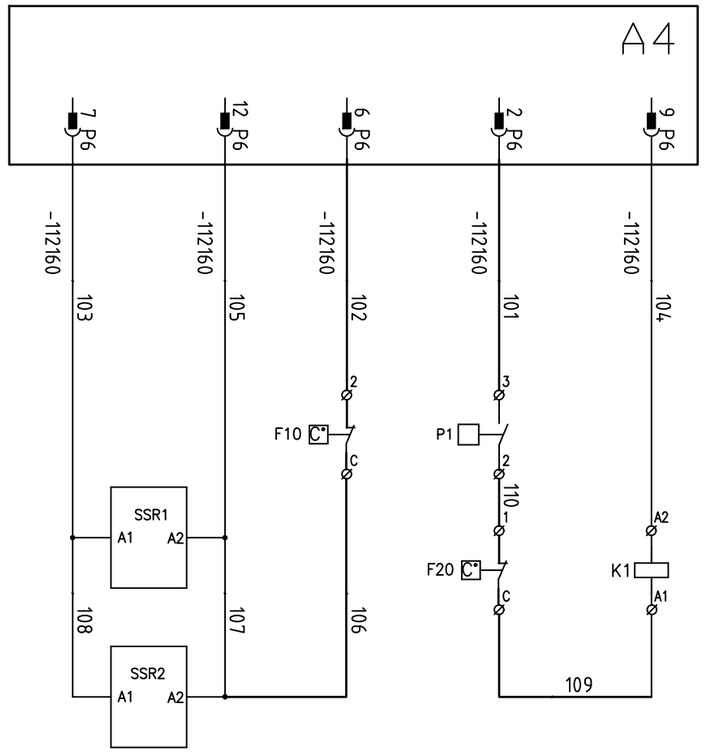

DESCRIPTION	S10	L14/S15	L20/S20	L26	L32/S32
EB	833W	1500W	1850W	2500W	3000W

A4

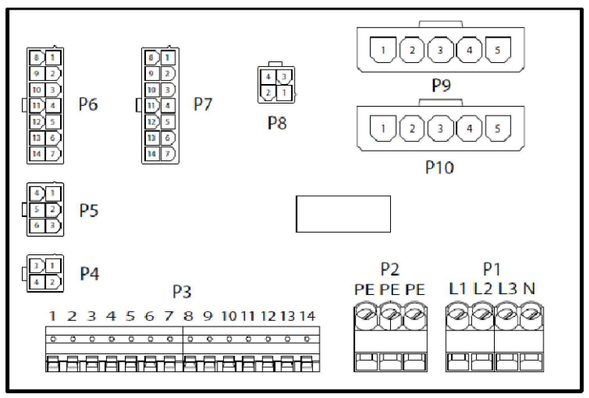

Symb.	Changes	Date/Sign.
5	Monochrome PDF	160915/MAJ
4	DRAWING UPDATED	131128/TOE
3	DRAWING UPDATED	130508/PAG
2	DRAWING UPDATED	130218/PAG

No. Unit	Pos. No.	Name, type, dim.	Drawing no. Standard	Art. No.	Matr. Spec.

Date	Drawn	Projection	Scale
2012-07-03	KarBen		
Checked	Appr.		

FLEXIT®

ELECTRIC HEATER

EB1

Replaces:	Replaced by:
342266	

Lay-out Mountain

DESCRIPTION	NO	EN	SV	DA	FI
A1	*Regulator*	*Regulator*	*Regulator*	*Styresystem*	*Ohjausjärjestelmä*
A2	*Koblingskort*	*Connection board*	*Anslutningskort*	*Klemmekort*	*Riviliitinkortti*
A3	*Modbusextender*	*Modbus extender*	*Modbusextender*	*Modbusextender*	*Modbus-laajennin*
A4	*Strømforsyningskort*	*Power supply board*	*Strömförsörjningskort*	*Strømforsyningskort*	*Virransyöttökortti*
A5	*Styresignaler til rotor*	*Rotor controller*	*Rotorstyrning*	*Styresignaler til rotor*	*Roottorin ja lämpötila*
B1	*Temperaturføler, tilluft*	*Temperature sensor, supply air*	*Temperaturgivare, tilluft*	*Temperaturføler, indsugningsluft*	*Tuloilma-anturi*
B3	*Temperaturføler, avtrekk*	*Temperature sensor, extract air*	*Temperaturgivare, frånluft*	*Temperaturføler, udsugning*	*Lämpötila-anturi, poistoilma*
B4	*Temperaturføler, uteluft*	*Temperature sensor, outdoor air*	*Temperaturgivare, uteluft*	*Temperaturføler, udeluft*	*Lämpötila-anturi, ulkoilma*
B5	*Returvannsføler vannbatteri*	*Returnwater sensor, water battery*	*Returvattengivare, vattenbatteri*	*Temperaturføler, vandvarmeflade*	*Lämpötila-anturi, vesipatteri*
DA1	*Avkastspjeld*	*Exhaust air damper*	*Avluftsspjäll*	*Spjæld, udsugningsluft*	*Sulkupelti, poistoilma*
DA2	*Uteluftspjeld*	*Outside air damper*	*Uteluftsspjäll*	*Spjæld, udeluft*	*Sulkupelti, ulkoilma*
EB1	*Ettervarmebatteri, elektrisk*	*Heating battery, electrical*	*Eftervärmebatteri, elektriskt*	*Eftervarmeflade, elektrisk*	*Lämmityspatteri, sähkö*
F1	*Sikring*	*Fuse*	*Säkring*	*Sikring*	*Sulake*
F10	*Overopphetningstermostat EB1* *Manuell reset*	*Thermostat overheating EB1* *Manual reset*	*Överhettningstermostat EB1* *Manuell återställning*	*Overophedningstermostat EB1* *Manuel resetfunktion*	*Ylilämpötermostaatti EB1* *Manuaalinen nollaus*
F20	*Overhetningstermostat EB1* *Automatisk reset*	*Thermostat overheating EB1* *Automatic reset*	*Överhettningstermostat EB1* *Automatisk återställning*	*Overophedningstermostat EB1* *Automatisk reset*	*Termostaatti EB1* *Automaattinen nollaus*
M1	*Tilluftsvifte*	*Supply air fan*	*Tilluftsfläkt*	*Indsugningsventilator*	*Tuloilmapuhallin*
M2	*Avtrekksvifte*	*Extract air fan*	*Frånluftsfläkt*	*Udsugningsventilator*	*Poistoilmapuhallin*
M4	*Rotormotor*	*Rotor motor*	*Rotormotor*	*Rotormotor*	*It-kiekon mootori*
P1	*Trykkvakt, EB1*	*Pressure Guard, EB1*	*Tryckvakt, EB1*	*Pressostat, EB1*	*Paine-eroanturi, EB1*
P10	*Rotorvakt*	*Rotation detector*	*Rotationsvakt*	*Rotations detektor*	*Pyöritys ilmaisin*
S1	*Styrepanel*	*Control panel*	*Styrpanel*	*Styrepanel*	*Ohjauspaneeli*
T1	*Transformator*	*Transformer*	*Transformator*	*Transformator*	*Muuntaja*
WB1	*Ettervarmebatteri, vann*	*Heating battery, water based*	*Eftervärmebatteri, vatten*	*Eftervarmeflade, vand*	*Lämmityspatteri, vesi*
X1	*Rekkeklemme, forsyning*	*Connector, supply voltage*	*Anslutningsplint, matning*	*Rækkeklemmer indgående forsyning*	*Riviliittimet – sisääntulevaa syöttöä varten*
X100	*ISDN skjøtekontakt*	*RJ45 contact*	*RJ45 skarvkontakt*	*RJ45-samlemuffe*	*RJ45-liitäntä*
X101	*RJ12 skjøtekontakt*	*RJ12 contact*	*RJ12 skarvkontakt*	*RJ12-samlemuffe*	*RJ12-liitäntä*
X102	*Skjøtekontakt*	*Contact*	*Skarvkontakt*	*Samlemuffe*	*Liitäntä*
E1, E2	*EMC-filter*	*EMC filter*	*EMC-filter*	*EMC-filter*	*EMC-suodatin*